JAMESTOWN POLICE DEPARTMENT
201 E 2nd Street, Jamestown, NY 14701
(716) 483-7536

RESISTING ARREST CHARGES by YEAR – JAN 2015 to AUG 2020

	2015	2016	2017	2018	2019	2020*	Total Count
OBSTRUCT GOVERNMENTL ADMIN 2ND	130	144	186	156	195	89	900
RESISTING ARREST	46	71	70	58	84	42	371
TOTAL	**176**	**215**	**256**	**214**	**279**	**131**	**1271**

	2015 YTD	2016 YTD	2017 YTD	2018 YTD	2019 YTD	2020 YTD	% Change 2019 vs 2020	2015-2019 AVG YTD	% Change 2015-2019 AVG vs. 2020
OBSTRUCT GOVERNMENTL ADMIN 2ND	91	95	135	104	120	89	-25.8%	**105.7**	-15.8%
RESISTING ARREST	37	47	52	37	54	42	-22.2%	**44.8**	-6.3%
TOTAL	**128**	**142**	**187**	**141**	**174**	**131**	-24.7%	**150.5**	-13.0%

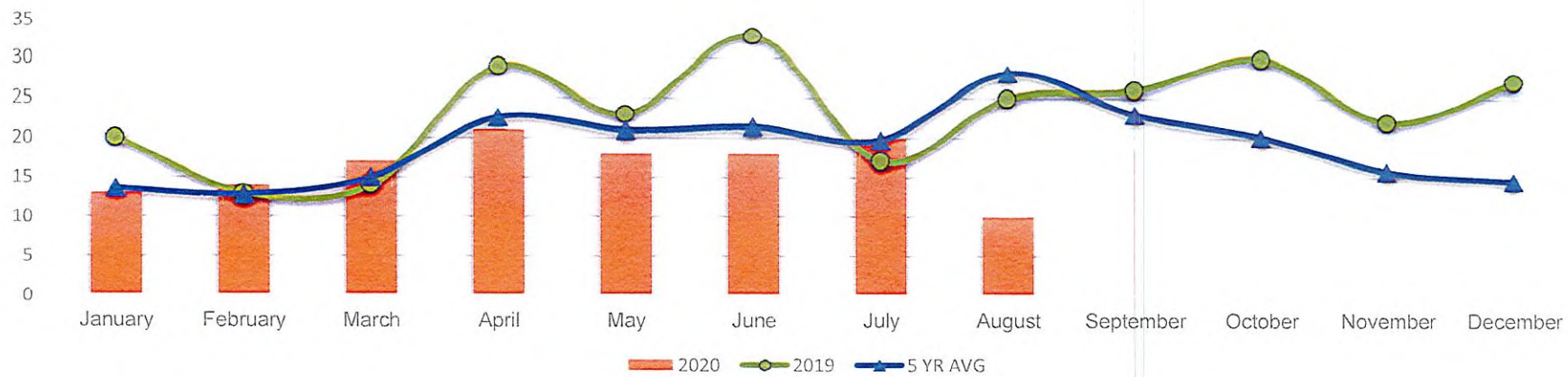

** Data only current as of 31 August 2020.*

*** These statistics are preliminary counts of the original police incident reports and may vary from the final UCR (Uniform Crime Reporting) statistics published by the FBI. The above NIBRS crime statistics listed are not final and sometimes adjusted throughout the year due to re-classifications after being investigated or reports filed at a later date by a victim on a daily basis.*

JAMESTOWN POLICE DEPARTMENT
201 E 2nd Street, Jamestown, NY 14701
(716) 483-7536

RESISTING ARREST CHARGES – JAN 2015 to AUG 2020

-- ASSOCIATED CASE AND DEMOGRAPHIC TRENDS –

Top Ten Original Case Incident Categories

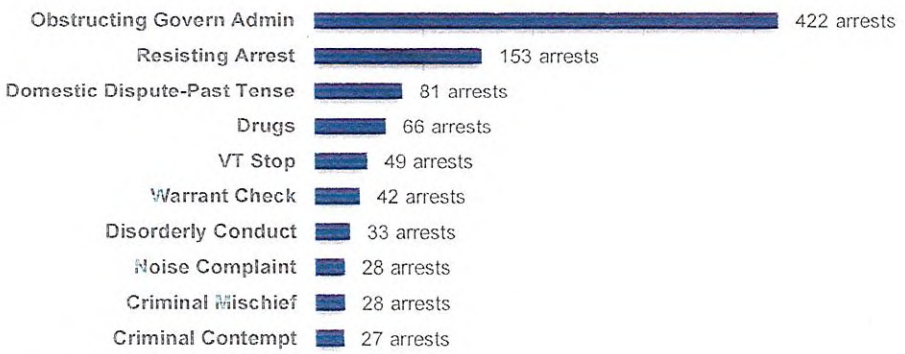

Race of Arrestees

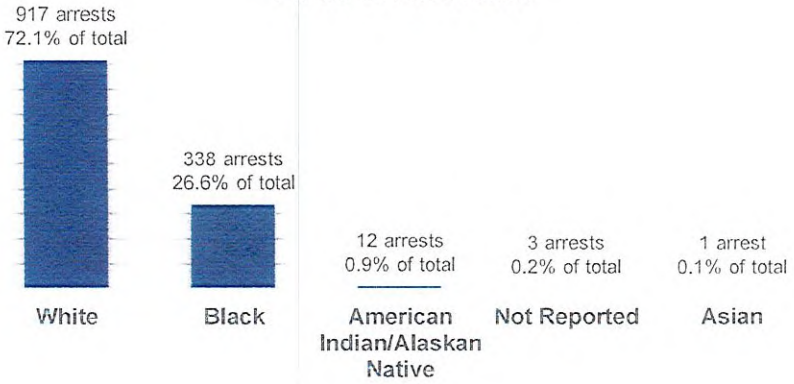

Age of Arrestees

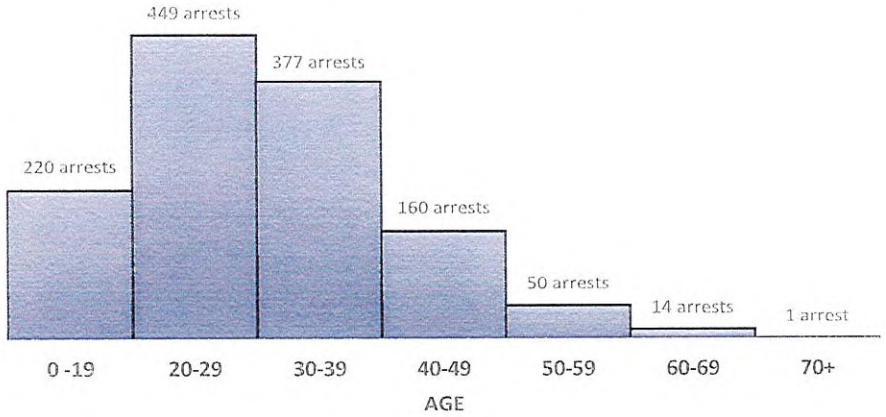

Gender of Arrestees

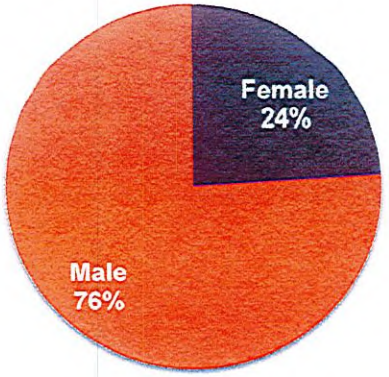

** Data only current as of 31 August 2020.*

*** These statistics are preliminary counts of the original police incident reports and may vary from the final UCR (Uniform Crime Reporting) statistics published by the FBI. The above NIBRS crime statistics listed are not final and sometimes adjusted throughout the year due to re-classifications after being investigated or reports filed at a later date by a victim on a daily basis.*

JAMESTOWN POLICE DEPARTMENT
201 E 2nd Street, Jamestown, NY 14701
(716) 483-7536

USE OF FORCE INCIDENTS by YEAR – JAN 2015 to AUG 2020

	2015	2016	2017	2018	2019	2020*	Total Count
USE OF FORCE TOTAL	1	1	44	134	318	202	700

	2018 YTD	2019 YTD	2020 YTD	% Change 2019 vs 2020
USE OF FORCE TOTAL	89	174	202	+16.1%

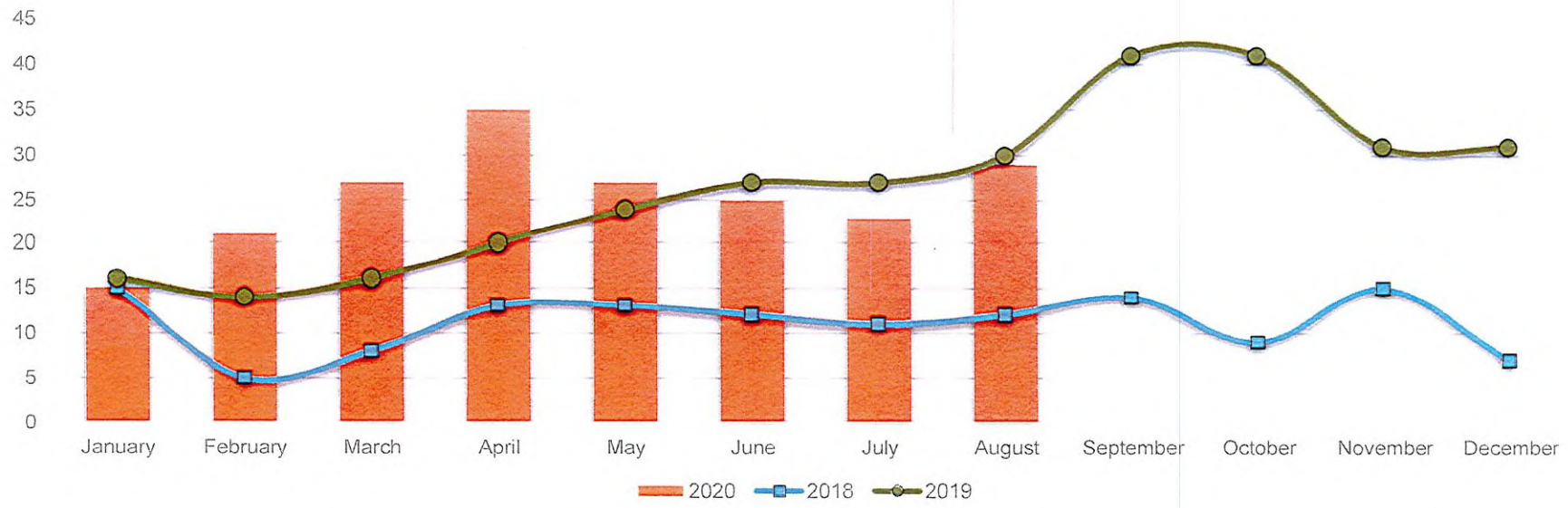

** Data only current as of 31 August 2020.*

*** These statistics are preliminary counts of the original police incident reports and may vary from the final UCR (Uniform Crime Reporting) statistics published by the FBI. The above NIBRS crime statistics listed are not final and sometimes adjusted throughout the year due to re-classifications after being investigated or reports filed at a later date by a victim on a daily basis.*

JAMESTOWN POLICE DEPARTMENT
201 E 2nd Street, Jamestown, NY 14701
(716) 483-7536

RESISTING ARREST CHARGES by YEAR – JAN 2015 to AUG 2020

	2015	2016	2017	2018	2019	2020*	Total Count
OBSTRUCT GOVERNMENTL ADMIN 2ND	130	144	186	156	195	89	900
RESISTING ARREST	46	71	70	58	84	42	371
TOTAL	**176**	**215**	**256**	**214**	**279**	**131**	**1271**

	2015 YTD	2016 YTD	2017 YTD	2018 YTD	2019 YTD	2020 YTD	% Change 2019 vs 2020	2015-2019 AVG YTD	% Change 2015-2019 AVG vs. 2020
OBSTRUCT GOVERNMENTL ADMIN 2ND	91	95	135	104	120	89	-25.8%	105.7	-15.8%
RESISTING ARREST	37	47	52	37	54	42	-22.2%	44.8	-6.3%
TOTAL	**128**	**142**	**187**	**141**	**174**	**131**	**-24.7%**	**150.5**	**-13.0%**

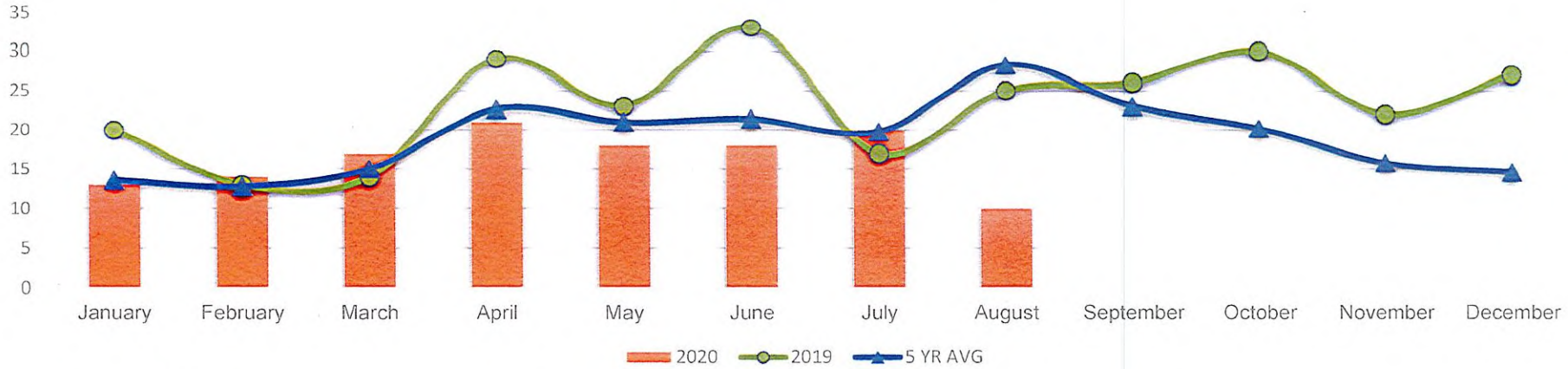

** Data only current as of 31 August 2020.*
*** These statistics are preliminary counts of the original police incident reports and may vary from the final UCR (Uniform Crime Reporting) statistics published by the FBI. The above NIBRS crime statistics listed are not final and sometimes adjusted throughout the year due to re-classifications after being investigated or reports filed at a later date by a victim on a daily basis.*

JAMESTOWN POLICE DEPARTMENT
201 E 2nd Street, Jamestown, NY 14701
(716) 483-7536

RESISTING ARREST CHARGES – JAN 2015 to AUG 2020

-- ASSOCIATED CASE AND DEMOGRAPHIC TRENDS –

Top Ten Original Case Incident Categories

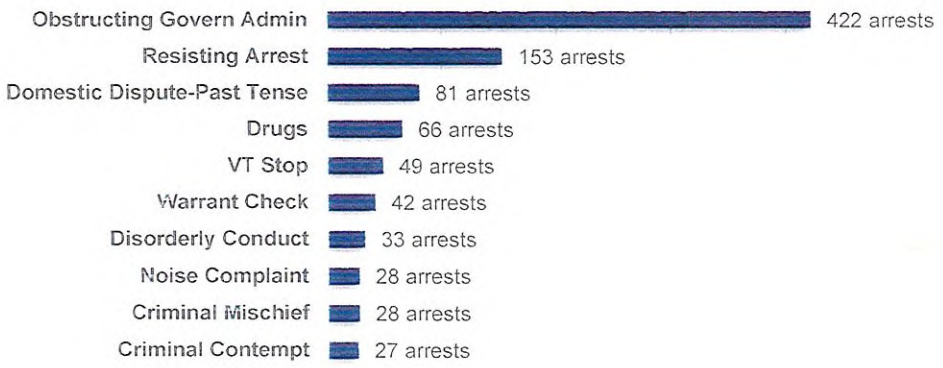

Race of Arrestees

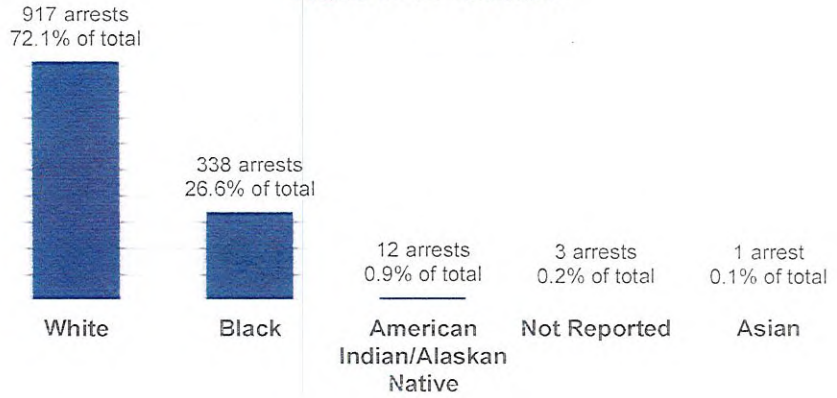

Age of Arrestees

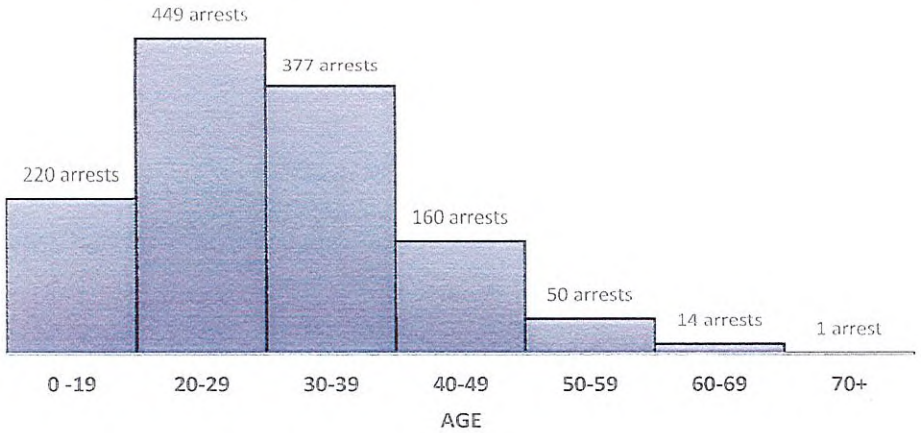

Gender of Arrestees

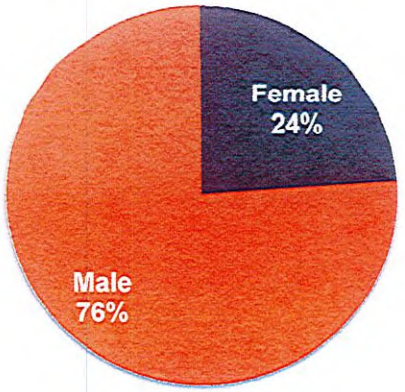

** Data only current as of 31 August 2020.*

*** These statistics are preliminary counts of the original police incident reports and may vary from the final UCR (Uniform Crime Reporting) statistics published by the FBI. The above NIBRS crime statistics listed are not final and sometimes adjusted throughout the year due to re-classifications after being investigated or reports filed at a later date by a victim on a daily basis.*

JAMESTOWN POLICE DEPARTMENT
201 E 2nd Street, Jamestown, NY 14701
(716) 483-7536

USE OF FORCE INCIDENTS by YEAR – JAN 2015 to AUG 2020

	2015	2016	2017	2018	2019	2020*	Total Count
USE OF FORCE TOTAL	1	1	44	134	318	202	700

	2018 YTD	2019 YTD	2020 YTD	% Change 2019 vs 2020
USE OF FORCE TOTAL	89	174	202	+16.1%

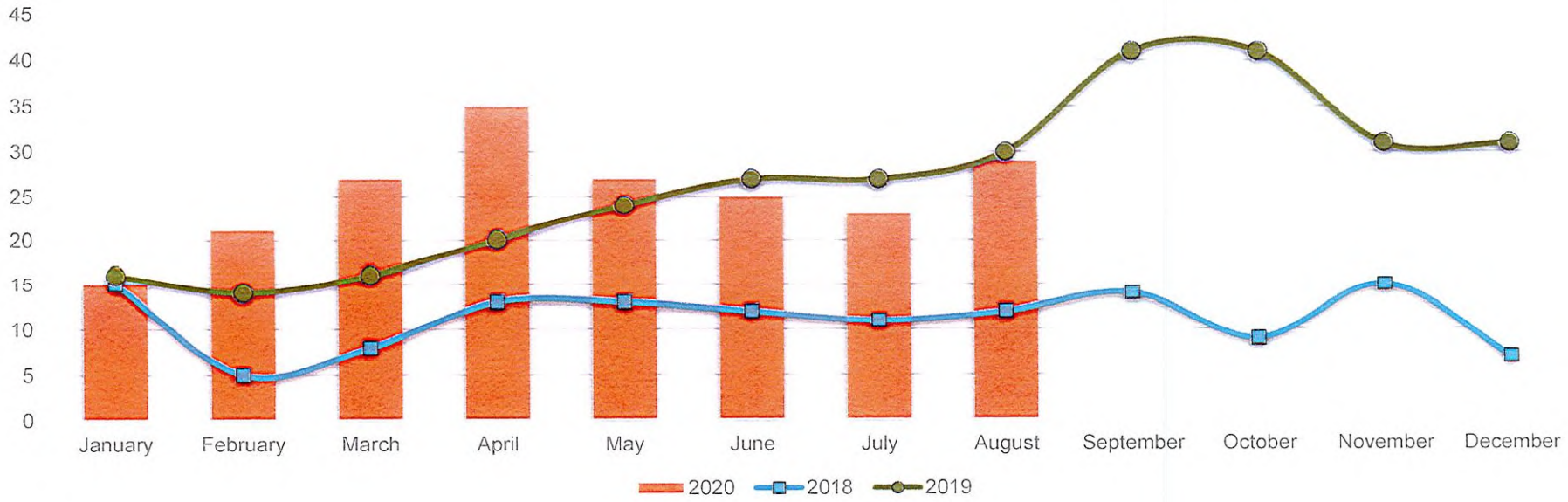

** Data only current as of 31 August 2020.*
*** These statistics are preliminary counts of the original police incident reports and may vary from the final UCR (Uniform Crime Reporting) statistics published by the FBI. The above NIBRS crime statistics listed are not final and sometimes adjusted throughout the year due to re-classifications after being investigated or reports filed at a later date by a victim on a daily basis.*

JAMESTOWN POLICE DEPARTMENT
201 E 2nd Street, Jamestown, NY 14701
(716) 483-7536

REPORTED ARRESTS by RACE – JAN 2014 to APR 2019

- Based on current data available on the NY DCJS IBR website –

	2014	2015	2016	2017	2018	2019*	Total Count	Percent of Total
American Indian or Alaskan	14	16	26	19	22	7	104	1.0%
Asian or Pacific Islander	1	2	3	3	5	-	14	0.1%
Black	448	391	424	417	350	102	2,132	20.2%
Not Reported	32	14	21	12	20	8	107	1.0%
Unknown	1	2	3	2	2	2	12	0.1%
White	1,526	1,553	1,644	1,571	1,469	407	8,170	77.5%
Grand Total	2,022	1,978	2,121	2,024	1,868	526	10,539	100.0%

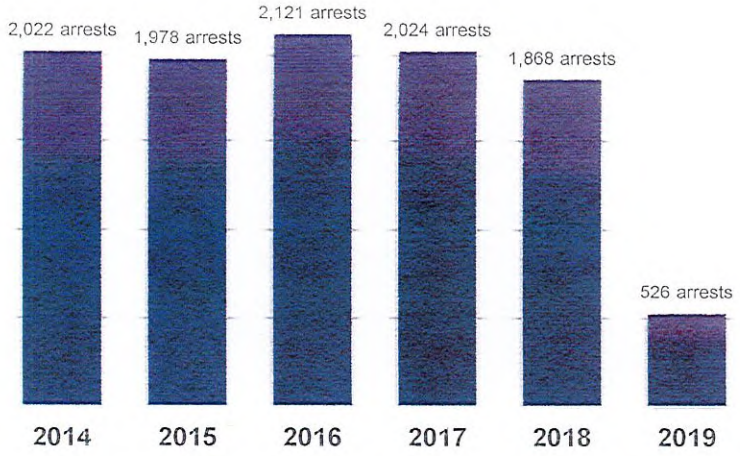

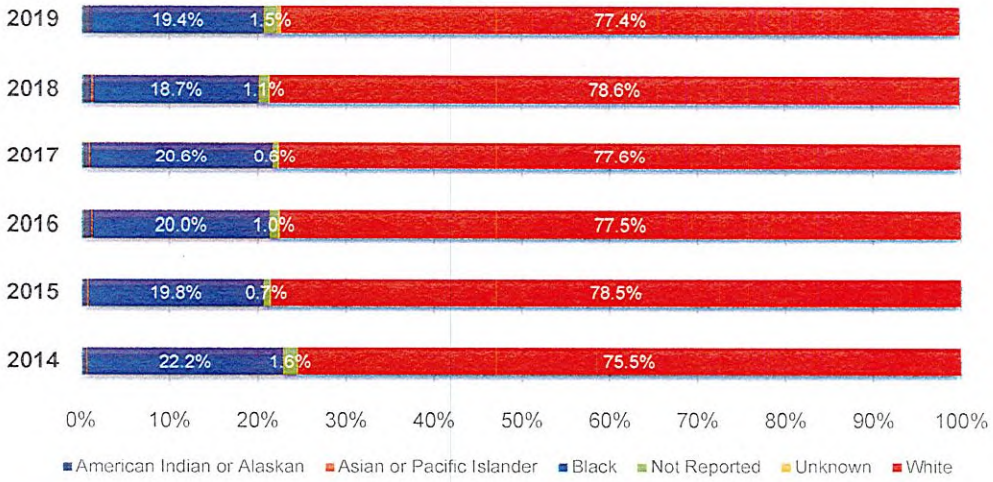

** Data only current as of 7 May 2019.Arrestee counts are based on offense and may include multiple counts for one arrestee.*

JAMESTOWN POLICE DEPARTMENT
201 E 2nd Street, Jamestown, NY 14701
(716) 483-7536

ARRESTS by RACE – JAN 2015 to AUG 2020

	2015	2016	2017	2018	2019	2020*	Total Count	Percent of Total
American Indian or Alaskan	29	44	49	47	35	19	223	1.0%
Asian or Pacific Islander	7	4	4	8	3	0	26	0.1%
Black	857	924	906	707	758	506	4,658	20.0%
Not Reported	19	32	26	24	30	25	156	0.7%
Unknown	3	5	1	6	7	13	35	0.2%
White	3,393	3,628	3,451	2,961	2,914	1,863	18,210	78.1%
Grand Total	**4,308**	**4,637**	**4,437**	**3,753**	**3,747**	**2,426**	**23,308**	**100.0%**

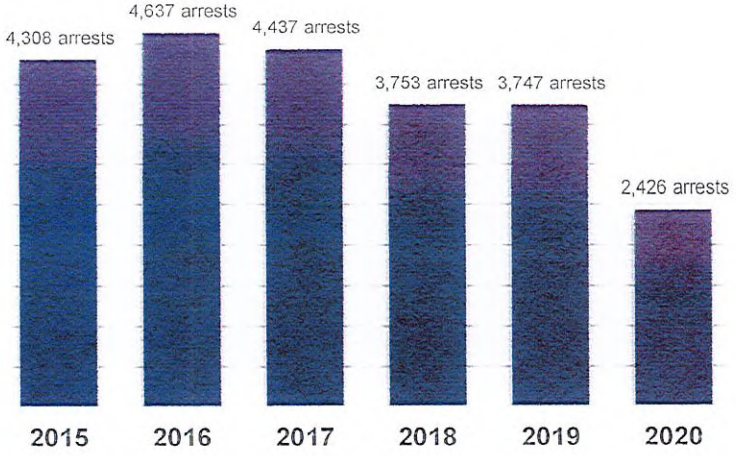

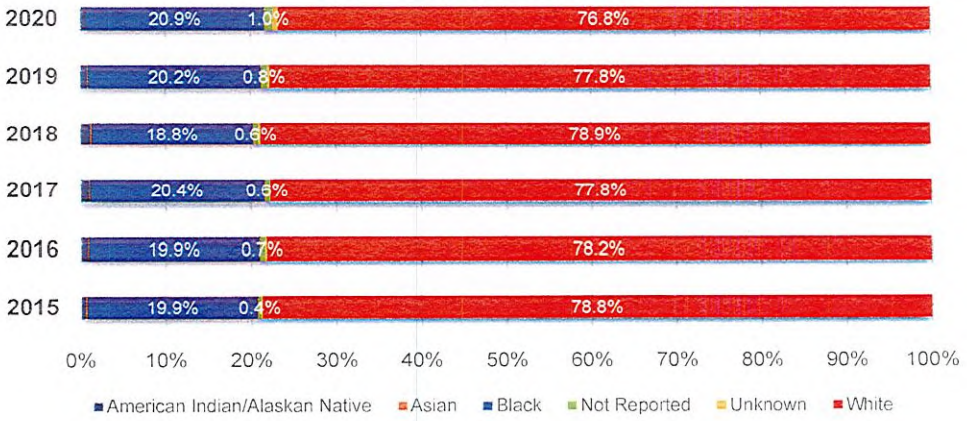

** Data only current as of 31 August 2020. Arrestee counts are based on offense and may include multiple counts for one arrestee.*
*** These statistics are preliminary counts of the original police incident reports and may vary from the final UCR (Uniform Crime Reporting) statistics published by the FBI. The above NIBRS crime statistics listed are not final and sometimes adjusted throughout the year due to re-classifications after being investigated or reports filed at a later date by a victim on a daily basis.*

JAMESTOWN POLICE DEPARTMENT
201 E 2nd Street, Jamestown, NY 14701
(716) 483-7536

ARRESTS by RACE and ETHNICITY – JAN 2015 to AUG 2020

	2015	2016	2017	2018	2019	2020*	Total Count	Percent of Total
American Indian/Alaskan Native - Hispanic	4	6	7	9	0	2	28	0.1%
American Indian/Alaskan Native - Not Hispanic	25	38	42	38	35	17	195	0.8%
Asian - Hispanic	0	0	1	0	0	0	1	0.0%
Asian - Not Hispanic	7	4	3	8	3	0	25	0.1%
Black - Hispanic	56	48	56	37	45	37	279	1.2%
Black - Not Hispanic	798	872	848	669	710	469	4,366	18.7%
Black - Not Reported or Unknown	3	4	2	1	3	0	13	0.1%
Not Reported or Unknown	17	27	24	17	25	25	135	0.6%
Not Reported or Unknown - Hispanic	3	4	0	8	4	1	20	0.1%
Not Reported or Unknown - Not Hispanic	2	6	3	5	8	12	36	0.2%
White - Hispanic	708	696	547	411	465	315	3,142	13.5%
White - Not Hispanic	2,656	2,919	2,891	2,534	2,433	1,548	14,981	64.3%
White - Not Reported or Unknown	29	13	13	16	16	0	87	0.4%
Grand Total	**4,308**	**4,637**	**4,437**	**3,753**	**3,747**	**2,426**	**23,308**	**100.0%**

** Data only current as of 31 August 2020. Arrestee counts are based on offense and may include multiple counts for one arrestee.*
*** These statistics are preliminary counts of the original police incident reports and may vary from the final UCR (Uniform Crime Reporting) statistics published by the FBI. The above NIBRS crime statistics listed are not final and sometimes adjusted throughout the year due to re-classifications after being investigated or reports filed at a later date by a victim on a daily basis.*

JAMESTOWN POLICE DEPARTMENT
201 E 2nd Street, Jamestown, NY 14701
(716) 483-7536

ARRESTS per YEAR by CRIME CATEGORY – JAN 2015 to AUG 2020

CRIME CATEGORY	2015	2016	2017	2018	2019	2020*	Total Count	Percent of Total
90Z - ALL OTHER OFFENSES	1,468	1,745	1,197	664	717	524	6,315	27.1%
35A - DRUG/NARCOTIC VIOLATIONS	383	399	656	507	503	241	2,689	11.5%
13B - SIMPLE ASSAULT	442	473	510	436	480	304	2,645	11.3%
13C - INTIMIDATION	263	286	269	311	326	252	1,707	7.3%
290 - DESTRUCTION/DAMAGE/VANDALISM OF PROPERTY	276	315	255	234	296	244	1,620	7.0%
23H - ALL OTHER LARCENY	202	223	224	193	177	146	1,165	5.0%
999 – AUO VTL AND FUGITIVE OFFENSES	174	210	227	230	198	79	1,118	4.8%
90D - DRIVING UNDER THE INFLUENCE	175	137	182	217	188	127	1,026	4.4%
35B - DRUG EQUIPMENT VIOLATIONS	97	117	146	132	119	36	647	2.8%
90J - TRESPASS OF REAL PROPERTY	110	95	110	115	123	70	623	2.7%
13A - AGGRAVATED ASSAULT	93	94	99	112	114	88	600	2.6%
100 - KIDNAPPING/ ABDUCTION	80	74	92	106	72	67	491	2.1%
JCC - JAMESTOWN CITY CODE	138	75	76	59	60	26	434	1.9%
520 - WEAPON LAW VIOLATIONS	36	58	89	77	74	27	361	1.5%
280 - STOLEN PROPERTY OFFENSES (RECEIVING, ETC.)	63	62	59	59	67	49	359	1.5%
220 - BURGLARY/ BREAKING AND ENTERING	71	54	47	36	49	58	315	1.4%
90C - DISORDERLY CONDUCT	63	65	51	49	43	14	285	1.2%
26C - IMPERSONATION	37	39	45	74	54	22	271	1.2%
120 - ROBBERY	36	22	14	13	15	17	117	0.5%
250 - COUNTERFEITING/ FORGERY	4	19	11	42	14	11	101	0.4%
240 - MOTOR VEHICLE THEFT	14	17	17	8	15	8	79	0.3%
11D - FORCIBLE FONDLING	9	14	8	17	7	1	56	0.2%
90A - BAD CHECKS	17	15	3	10	7	2	54	0.2%
90F - FAMILY OFFENSES, NONVIOLENT	5	7	21	15	3	1	52	0.2%
200 - ARTICLE 200 - ARSON	8	6	3	2	9	4	32	0.1%

** Data only current as of 31 August 2020. Arrestee counts are based on offense and may include multiple counts for one arrestee.*
*** These statistics are preliminary counts of the original police incident reports and may vary from the final UCR (Uniform Crime Reporting) statistics published by the FBI. The above NIBRS crime statistics listed are not final and sometimes adjusted throughout the year due to re-classifications after being investigated or reports filed at a later date by a victim on a daily basis.*

JAMESTOWN POLICE DEPARTMENT
201 E 2nd Street, Jamestown, NY 14701
(716) 483-7536

26F - IDENTITY THEFT	1	0	8	11	2	1	23	0.1%
90G - LIQUOR LAW VIOLATIONS	16	2	0	3	1	0	22	0.1%
720 - ANIMAL CRUELTY	3	2	6	6	2	0	19	0.1%
11B - FORCIBLE SODOMY	3	2	1	4	1	1	12	0.1%
270 - EMBEZZLEMENT	5	1	3	1	0	1	11	0.0%
09A - MURDER AND NON-NEGLIGENT MANSLAUGHTER	1	1	2	1	4	1	10	0.0%
26A - FALSE PRETENSES/SWINDLE/CONFIDENCE GAME	5	0	1	3	1	0	10	0.0%
UNREPORTED	1	0	3	1	2	2	9	0.0%
210 - EXTORTION/ BLACKMAIL	3	2	0	0	0	1	6	0.0%
11C - SEXUAL ASSAULT WITH AN OBJECT	2	3	0	1	0	0	6	0.0%
11A - FORCIBLE RAPE	2	0	1	2	1	0	6	0.0%
370 - PORNOGRAPHY/OBSCENE MATERIAL	1	0	0	0	2	1	4	0.0%
36B - STATUTORY RAPE	1	1	0	0	1	0	3	0.0%
26B - CREDIT CARD/ATM FRAUD	0	1	1	0	0	0	2	0.0%
90H - PEEPING TOM	0	0	0	2	0	0	2	0.0%
23A - POCKET-PICKING	0	1	0	0	0	0	1	0.0%
Grand Total	**4,308**	**4,637**	**4,437**	**3,753**	**3,747**	**2,426**	**23,308**	**100.0%**

** Data only current as of 31 August 2020. Arrestee counts are based on offense and may include multiple counts for one arrestee.*
*** These statistics are preliminary counts of the original police incident reports and may vary from the final UCR (Uniform Crime Reporting) statistics published by the FBI. The above NIBRS crime statistics listed are not final and sometimes adjusted throughout the year due to re-classifications after being investigated or reports filed at a later date by a victim on a daily basis.*

JAMESTOWN POLICE DEPARTMENT
201 E 2nd Street, Jamestown, NY 14701
(716) 483-7536

TOP FIVE CALLS FOR SERVICE – ALL CALL SOURCES

JAN 2015 to AUG 2020

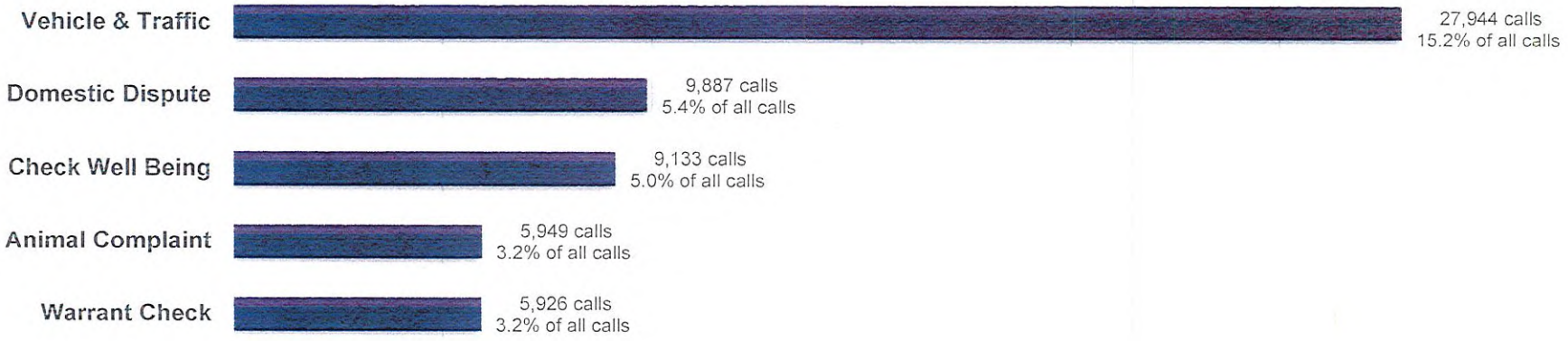

TOP FIVE CALLS FOR SERVICE – EXCLUDING FOUND ON PATROL

JAN 2015 to AUG 2020

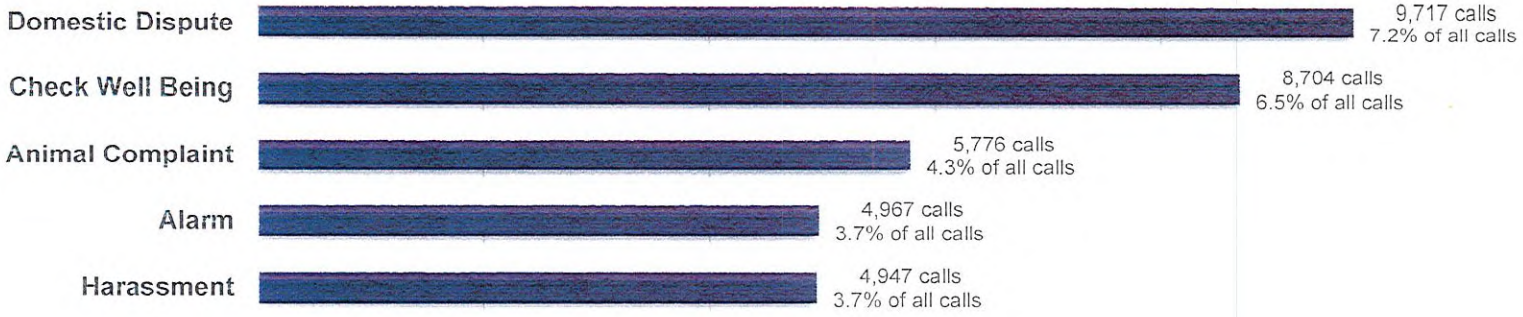

** Data only current as of 31 August 2020.*

*** These statistics are preliminary counts of the original police incident reports and may vary from the final UCR (Uniform Crime Reporting) statistics published by the FBI. The above NIBRS crime statistics listed are not final and sometimes adjusted throughout the year due to re-classifications after being investigated or reports filed at a later date by a victim on a daily basis.*

JAMESTOWN POLICE DEPARTMENT
201 E 2nd Street, Jamestown, NY 14701
(716) 483-7536

CALLS FOR SERVICE by MONTH – JAN 2015 to AUG 2020

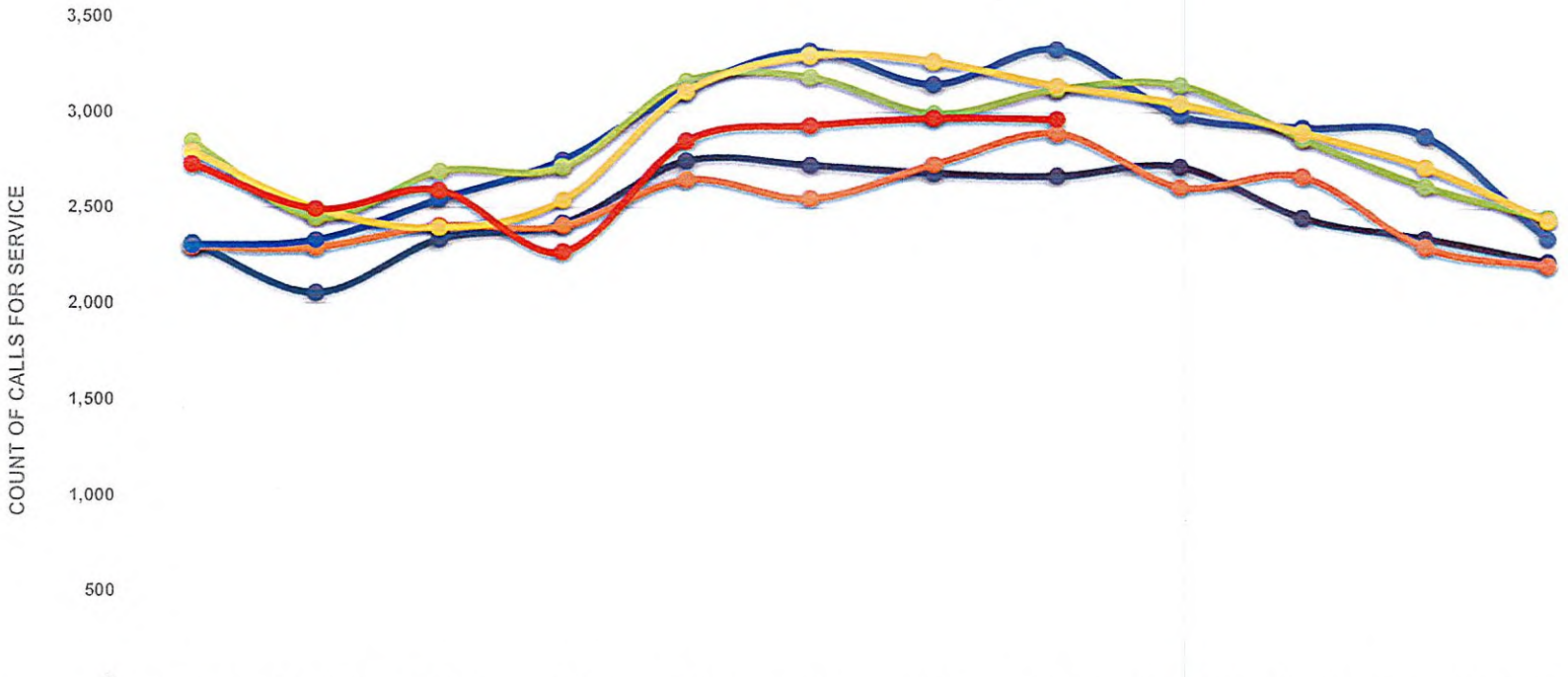

	January	February	March	April	May	June	July	August	September	October	November	December
2015	2313	2055	2331	2416	2745	2724	2683	2670	2717	2453	2344	2222
2016	2292	2289	2405	2405	2649	2551	2729	2891	2614	2669	2297	2200
2017	2299	2328	2543	2750	3118	3318	3145	3327	2984	2921	2877	2340
2018	2847	2447	2691	2712	3161	3182	2995	3121	3141	2864	2618	2452
2019	2792	2496	2394	2541	3106	3292	3263	3137	3044	2895	2716	2439
2020	2727	2492	2591	2265	2849	2930	2969	2965				

** Data only current as of 31 August 2020.*
*** These statistics are preliminary counts of the original police incident reports and may vary from the final UCR (Uniform Crime Reporting) statistics published by the FBI. The above NIBRS crime statistics listed are not final and sometimes adjusted throughout the year due to re-classifications after being investigated or reports filed at a later date by a victim on a daily basis.*

JAMESTOWN POLICE DEPARTMENT
201 E 2nd Street, Jamestown, NY 14701
(716) 483-7536

CALLS FOR SERVICE and ARRESTS by YEAR – JAN 2015 to AUG 2020

	2015	2016	2017	2018	2019	2020*	Total Count
Total Calls from All Sources	29,673	29,991	33,950	34,231	34,115	21,788	**183,748**
Total Arrests	4,308	4,637	4,437	3,753	3,747	2,426	**23,308**
Ratio of Calls to Arrests	6.9	6.5	7.7	9.1	9.1	9.0	**7.9**

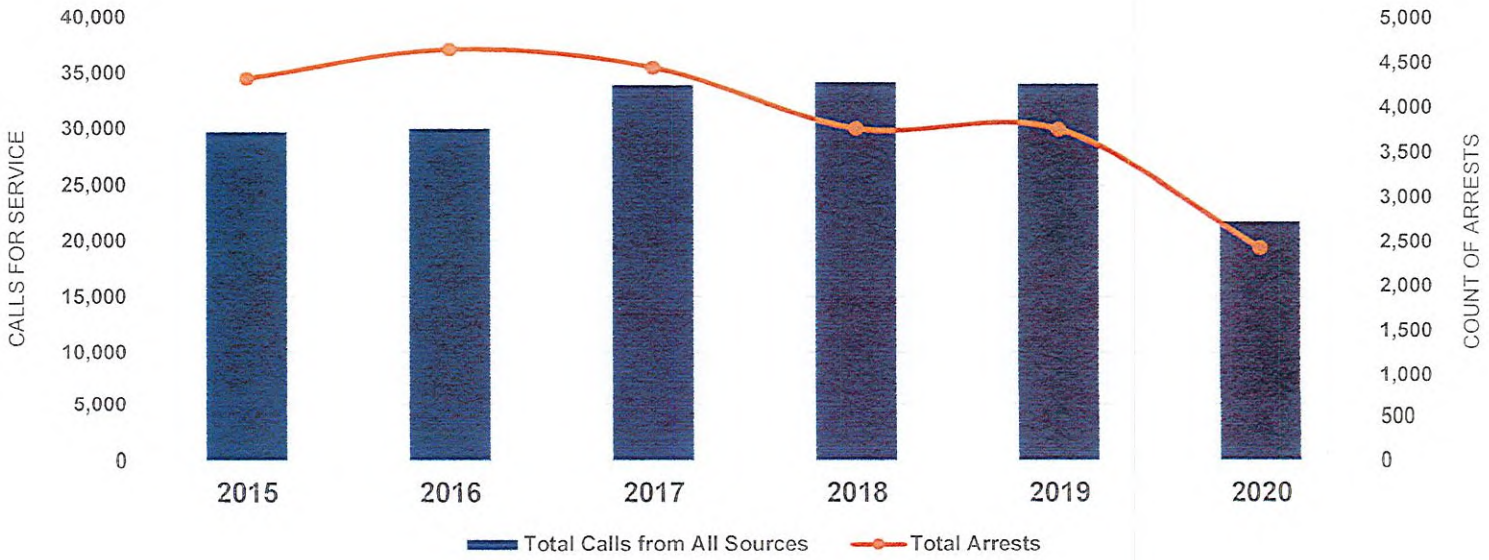

** Data only current as of 31 August 2020.*
*** These statistics are preliminary counts of the original police incident reports and may vary from the final UCR (Uniform Crime Reporting) statistics published by the FBI. The above NIBRS crime statistics listed are not final and sometimes adjusted throughout the year due to re-classifications after being investigated or reports filed at a later date by a victim on a daily basis.*

JAMESTOWN POLICE DEPARTMENT
201 E 2nd Street, Jamestown, NY 14701
(716) 483-7536

CALLS FOR SERVICE by YEAR and SOURCE – JAN 2015 to AUG 2020

	2015	2016	2017	2018	2019	2020*	Total Count	Percent of Total
911	4,031	3,970	3,444	3,428	3,814	2,814	21,501	11.7%
Administrative	2	4			3	7	16	0.0%
At the Scene		1		1	1	3	6	0.0%
Box Reader	6	8	7	1		1	23	0.0%
Cell		2	2		3		7	0.0%
Dispatch	1	2	3	1	2	1	10	0.0%
email		2	14	1	4	5	26	0.0%
Fax	16	14	26	35	27	8	126	0.1%
Found on Patrol	7,464	7,533	10,684	10,679	8,581	4,249	49,190	26.8%
Front Desk	130	156	148	84	645	286	1,449	0.8%
In Person	60	66	60	65	51	44	346	0.2%
Mail	2		1	1	1	1	6	0.0%
Other Agency	8	12	6	11	12	5	54	0.0%
Radio	208	260	470	590	588	391	2,507	1.4%
Telephone	17,745	17,961	19,085	19,334	20,383	13,973	108,481	59.0%
Grand Total	**29,673**	**29,991**	**33,950**	**34,231**	**34,115**	**21,788**	183,748	100.0%

** Data only current as of 31 August 2020.*
*** These statistics are preliminary counts of the original police incident reports and may vary from the final UCR (Uniform Crime Reporting) statistics published by the FBI. The above NIBRS crime statistics listed are not final and sometimes adjusted throughout the year due to re-classifications after being investigated or reports filed at a later date by a victim on a daily basis.*